



Jun. 2018 Ver.1.0
TDK Corporation

Multilayer Low Pass Filter

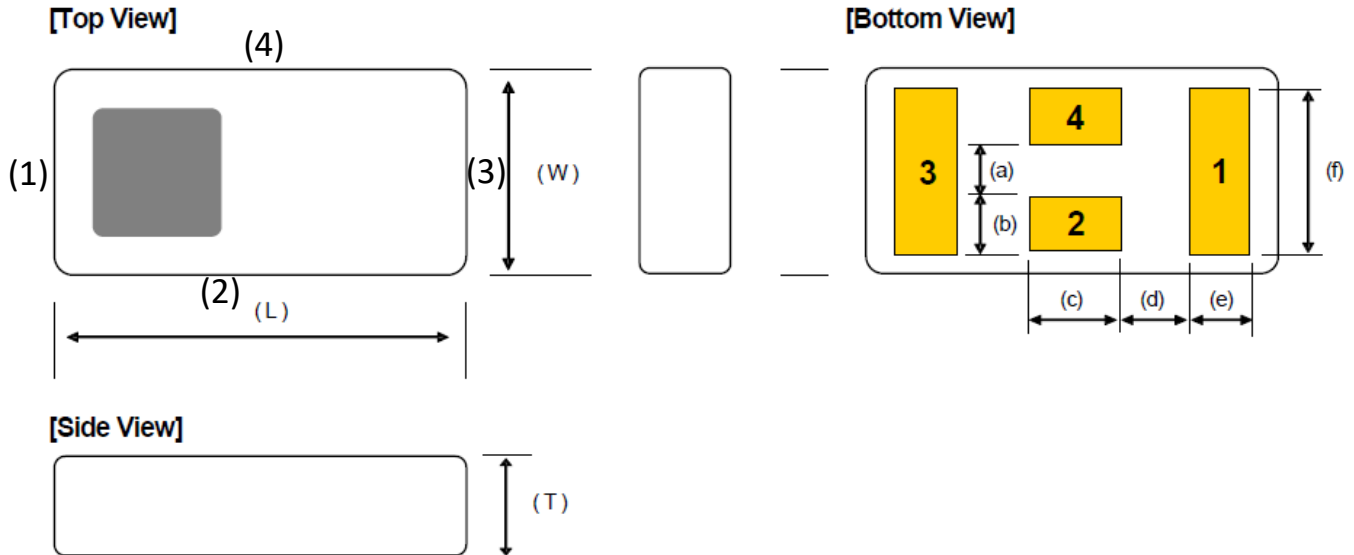
For 2.4GHz W-LAN & Bluetooth

DEA Series 1.6x0.8mm [EIA 0603] TYPE

P/N: **DEA162500LT-5123A1SJ**

DEA162500LT-5123A1SJ

■ SHAPES AND DIMENSIONS



Dimensions (mm)

L	W	T	a	b	c	d	e	f
1.60	0.80	0.35	0.21	0.22	0.40	0.30	0.225	0.65
+/-0.05	+/-0.05	+/-0.05	+/-0.05	+/-0.05	+/-0.05	+/-0.05	+/-0.05	+/-0.05

Terminal functions

(1)	Input Port
(2)	GND

(3)	Output Port
(4)	GND

■ TERMINATION FINISH

Material
Au plate

DEA162500LT-5123A1SJ

■ ELECTRICAL CHARACTERISTICS

(Measurement)

Parameter	Frequency (MHz)	TDK Spec		
		Min.	Typ.	Max.
Insertion Loss (dB)	2400 to 2500	-	0.33	0.48
Insertion Loss (dB) (-40 to +85 °C)	2400 to 2500	-	-	0.63
VSWR	2400 to 2500	-	1.17	1.40
Attenuation (dB)	4800 to 5000	35	49.2	-
	7200 to 7500	35	46.3	-
Characteristic Impedance (ohm)		50 (Nominal)		

Ta = +25+/-5°C

■ MAXIMUM RATINGS

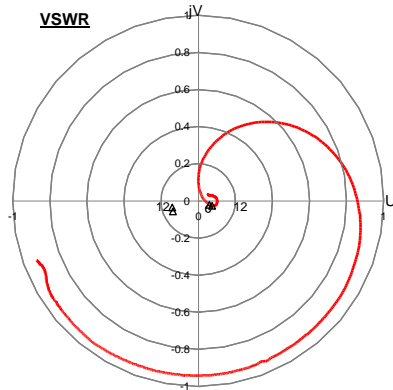
Parameter	TDK Spec		Conditions
	Min.	Max.	
Operating temperature (°C)	-40 to +85 °C		
Storage temperature (°C)	-40 to +85 °C		
Power Handling (W)	-	1	CW For WLAN
Human Body Model : HBM @Each Port (V)	-1000	1000	100pF / 1500ohm
Machine Model : MM @Each Port (V)	-150	150	200pF / 0ohm
Charged Device Model : CDM @Each Port (V)	-500	500	Relative humidity : 60%RH max

Ambient temperature : +25+/-5°C

DEA162500LT-5123A1SJ

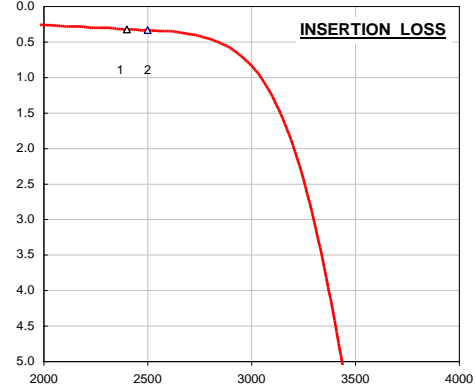
FREQUENCY CHARACTERISTICS

S11 POLA REF 1.0 U SCALE 1.0U FS



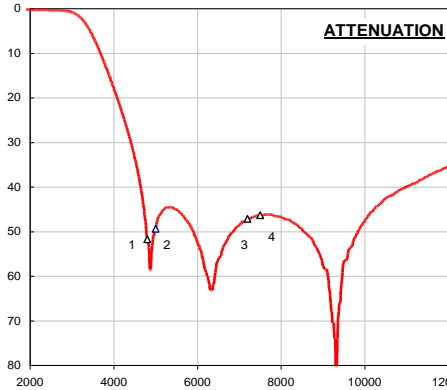
S21 Log MAG REF 0.0dB SCALE 0.5dB/

MARKER 1	2400 MHz	1.171
MARKER 2	2500 MHz	1.136
MARKER 3	MHz	dB
MARKER 4	MHz	dB
MARKER 5	MHz	dB
MARKER 6	MHz	dB



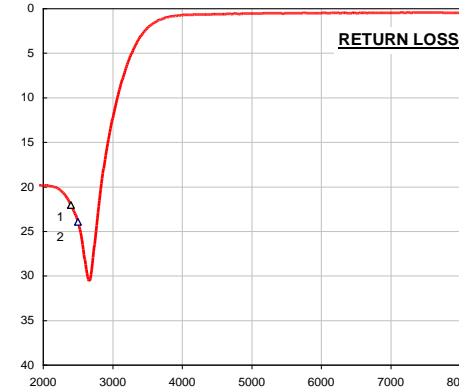
MARKER 1	2400 MHz	0.325 dB
MARKER 2	2500 MHz	0.334 dB
MARKER 3	MHz	dB
MARKER 4	MHz	dB
MARKER 5	MHz	dB
MARKER 6	MHz	dB

S21 Log MAG REF 0.0dB SCALE 10.0dB/



MARKER 1	4800 MHz	51.7 dB
MARKER 2	5000 MHz	49.4 dB
MARKER 3	7200 MHz	47.1 dB
MARKER 4	7500 MHz	46.4 dB
MARKER 5	MHz	dB
MARKER 6	MHz	dB

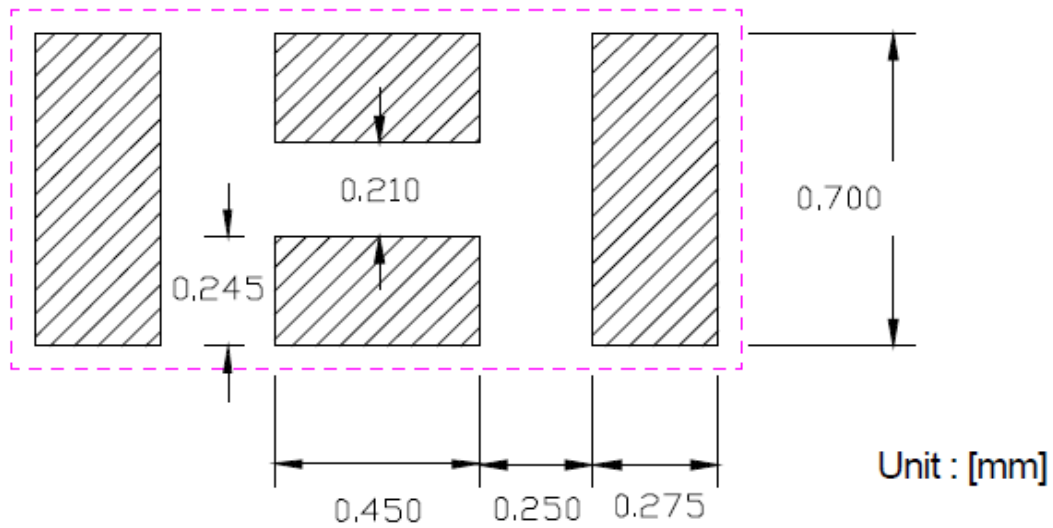
S11 Log MAG REF 0.0dB SCALE 10.0dB/



MARKER 1	2400 MHz	22.1 dB
MARKER 2	2500 MHz	23.9 dB
MARKER 3	MHz	dB
MARKER 4	MHz	dB
MARKER 5	MHz	dB
MARKER 6	MHz	dB

DEA162500LT-5123A1SJ

■ RECOMMENDED LAND PATTERN

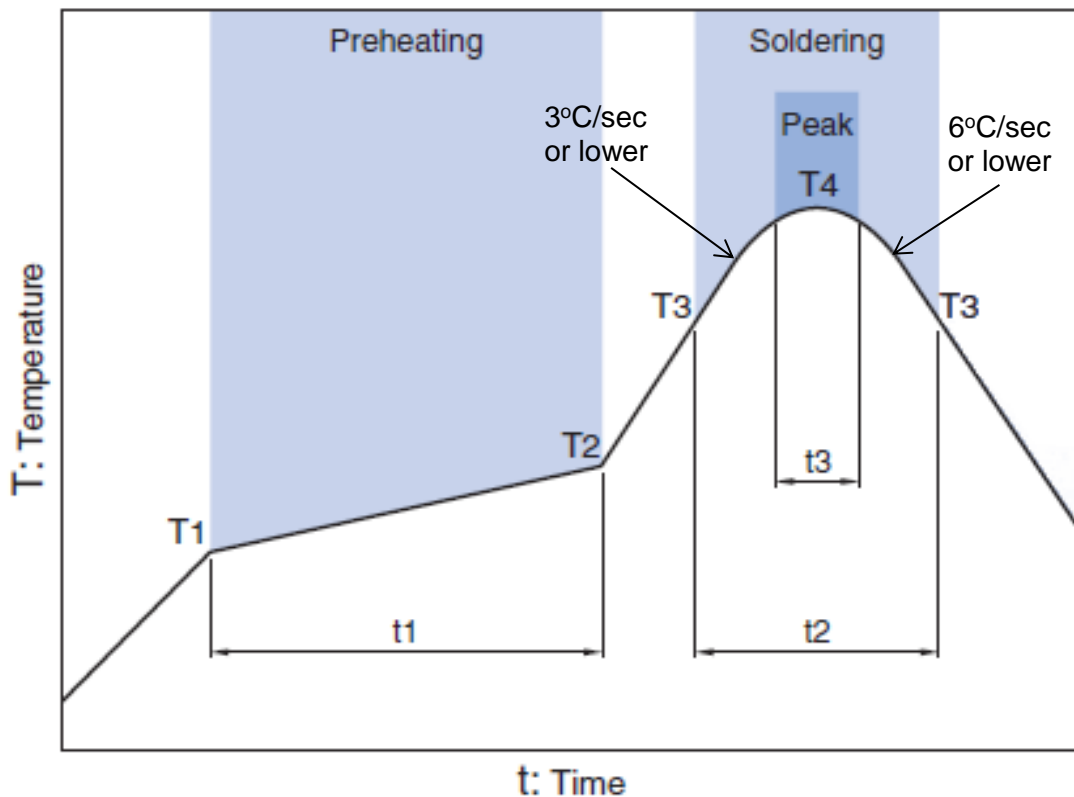


■ ENVIRONMENT INFORMATION

RoHS Statement
RoHS Compliance

DEA162500LT-5123A1SJ

■ RECOMMENDED REFLOW PROFILE



Preheating			Soldering			
			Critical zone (T3 to T4)		Peak	
Temp.	Temp.	Time	Temp.	Time	Temp.	Time
T1	T2	t1	T3	t2	T4	t3 *
150°C	200°C	60 to 120sec	217°C	60 to 120sec	240 to 260°C	30 sec Max

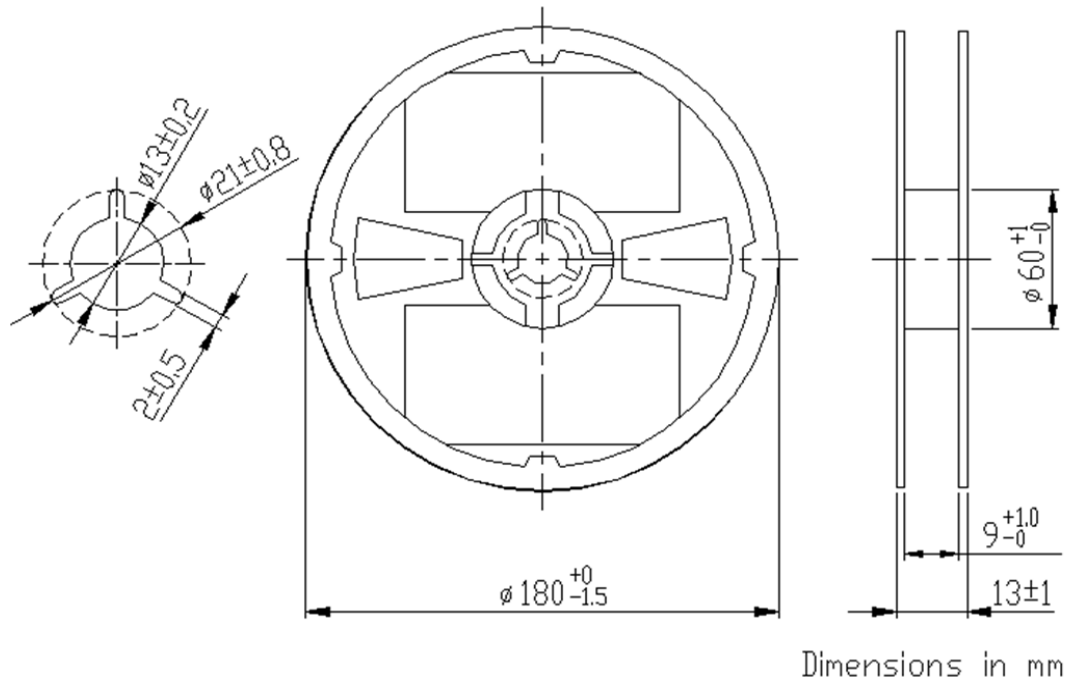
* t3 : Time within 5°C of actual peak temperature

The maximum number of reflow is 3.

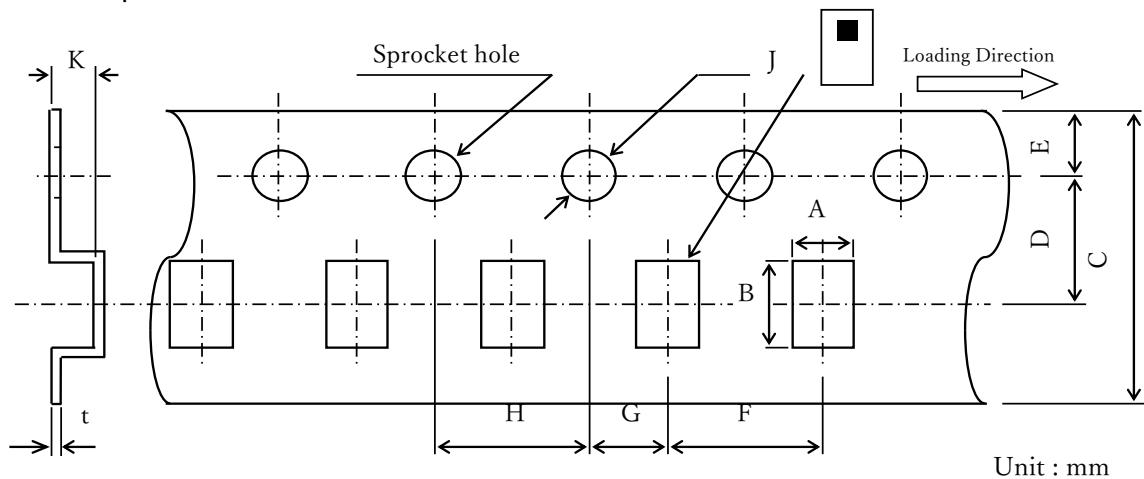
Note: Lead free solder is recommended.
Recommended solder is Sn-3.0Ag-0.5Cu. (M705 by Senju Metal Industry)

DEA162500LT-5123A1SJ**PACKAGING STYLE**

Reel Dimensions



Carrier Tape



Dimensions (mm)

A	B	C	D	E	F	G	H	J	K	t
0.97	1.80	8.00	3.50	1.75	4.00	2.00	4.00	1.50	0.55	0.25
+/-0.05	+/-0.05	+/-0.2	+/-0.05	+/-0.1	+/-0.1	+/-0.05	+/-0.1	+0.1/0	MAX	+/-0.05

STANDARD PACKAGE QUANTITY (pieces/reel)
4,000

REMINDERS FOR USING THESE PRODUCTS

Before using these products, be sure to request the delivery specifications.

SAFETY REMINDERS

Please pay sufficient attention to the warnings for safe designing when using these products.

REMINDERS

The products listed on this specification sheet are intended for use in general electronic equipment (AV equipment, telecommunications equipment, home appliances, amusement equipment, computer equipment, personal equipment, office equipment, measurement equipment, industrial robots) under a normal operation and use condition.

The products are not designed or warranted to meet the requirements of the applications listed below, whose performance and/or quality require a more stringent level of safety or reliability, or whose failure, malfunction or trouble could cause serious damage to society, person or property. Please understand that we are not responsible for any damage or liability caused by use of the products in any of the applications below or for any other use exceeding the range or conditions set forth in this specification sheet.

1. Aerospace/Aviation equipment
2. Transportation equipment (cars, electric trains, ships, etc.)
3. Medical equipment
4. Power-generation control equipment
5. Atomic energy-related equipment
6. Seabed equipment
7. Transportation control equipment
8. Public information-processing equipment
9. Military equipment
10. Electric heating apparatus, burning equipment
11. Disaster prevention/crime prevention equipment
12. Safety equipment
13. Other applications that are not considered general-purpose applications

When using this product in general-purpose applications, you are kindly requested to take into consideration securing protection circuit/equipment or providing backup circuits, etc., to ensure higher safety.