


Silicon Bridge Rectifier



Features:

- Surge overload rating 60 amperes peak
- Ideal for printed circuit board
- Reliable low cost construction utilizing molded plastic technique results in expensive product

Specifications:

Lead : Silver plated copper lead
Reverse Voltage : 50 to 1,000Volts
Forward Current : 2 Amperes
Mounting position : Any

Maximum Ratings And Electrical Characteristics:

Rating at 25°C ambient temperature unless otherwise specified.

Single phase, half wave, 60Hz, resistive or inductive load.

For capacitive load, derate current by 20%

Characteristics	Symbol	2W005	2W01	2W02	2W04	2W06	2W08	2W10	Unit
Max. Recurrent Peak Reverse Voltage	V_{RRM}	50	100	200	400	600	800	1,000	V
Max. RMS Voltage	V_{RMS}	35	70	140	280	420	560	700	V
Max. DC Blocking Voltage	V_{DC}	50	100	200	400	600	800	1,000	V
Max. Average Forward Rectified Current 0.375" (9.5mm)Lead Lengths @ $T_A = 25^\circ C$	$I_{(AV)}$	2							A
Peak Forward Surge Current, 8.3ms Single Half Sine-Wave Super Imposed on Rated Load (JEDEC Method)	I_{FSM}	60							A
I^2t Rating for Fusing ($t < 8.3ms$)	I^2t	15							A^2s
Max. Forward Voltage Drop Per Element at 2.0A Peak	V_F	1.1							V
Max. DC Reverse Current at Rated DC Blocking Voltage $T_J = 25^\circ C$ $T_J = 100^\circ C$	I_R	10 1							μA mA
Typical Junction Capacitance Per Element (Note1)	C_J	30							pF
Operating Temperature Range	T_J	-55 to +150							$^\circ C$
Storage Temperature Range	T_{STG}	-55 to +150							$^\circ C$

Note1 : Measured at 1MHz and applied reverse voltage of 4V DC



Rating And Characteristic Curves:

FIG.1-DERATING CURVE FOR OUTPUT RECTIFIED CURRENT

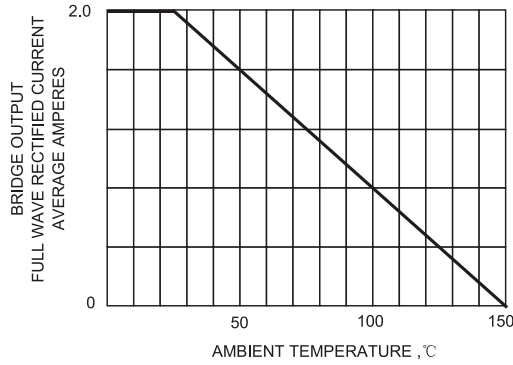


FIG.2-MAXIMUM NON-REPETITIVE PEAK FORWARD SURGE CURRENT

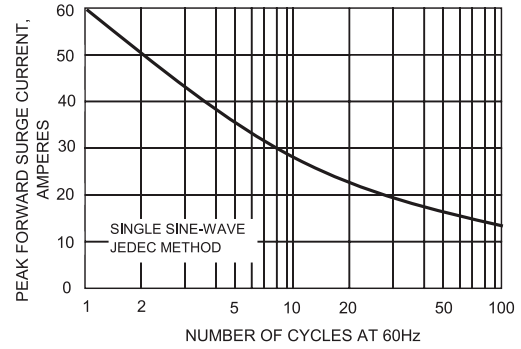


FIG.3-TYPICAL REVERSE CHARACTERISTICS

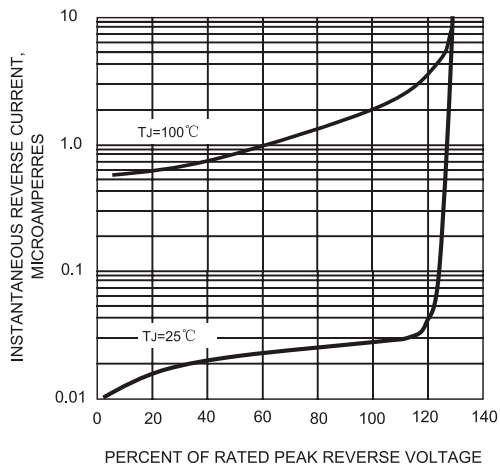


FIG.3-TYPICAL FORWARD CHARACTERISTICS

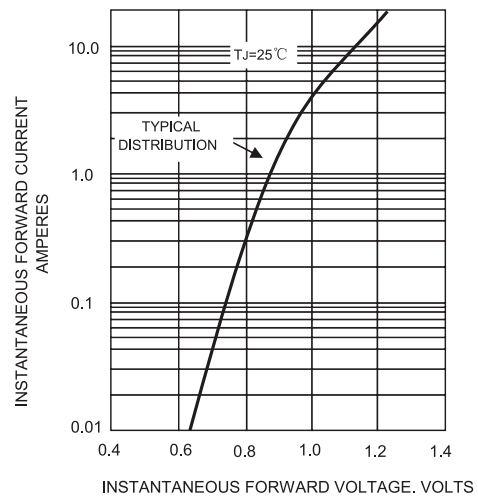
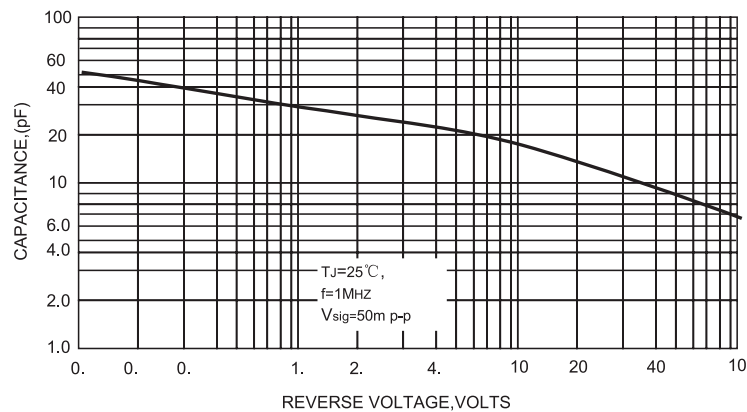


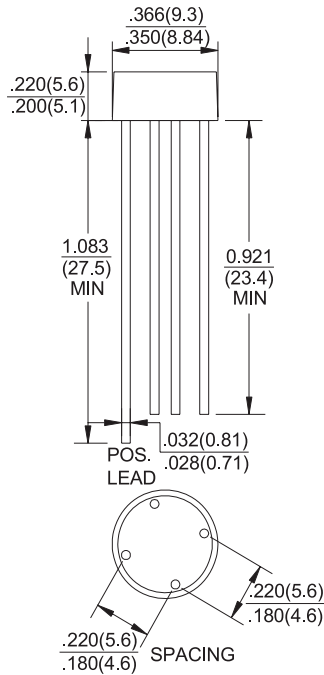
FIG.5-TYPICAL JUNCTION CAPACITANCE PER BRIDGE ELEMENT



Silicon Bridge Rectifier



Dimensions:



Dimensions : Inches (Millimetres)

Part Number Table

Description	Part Number
Silicon Bridge Rectifier, Single Phase, 2A, 50V, WOB	2W005
Silicon Bridge Rectifier, Single Phase, 2A, 100V, WOB	2W01
Silicon Bridge Rectifier, Single Phase, 2A, 200V, WOB	2W02
Silicon Bridge Rectifier, Single Phase, 2A, 400V, WOB	2W04
Silicon Bridge Rectifier, Single Phase, 2A, 600V, WOB	2W06
Silicon Bridge Rectifier, Single Phase, 2A, 800V, WOB	2W08
Silicon Bridge Rectifier, Single Phase, 2A, 1,000V, WOB	2W10

Important Notice : This data sheet and its contents (the "Information") belong to the members of the Premier Farnell group of companies (the "Group") or are licensed to it. No licence is granted for the use of it other than for information purposes in connection with the products to which it relates. No licence of any intellectual property rights is granted. The Information is subject to change without notice and replaces all data sheets previously supplied. The Information supplied is believed to be accurate but the Group assumes no responsibility for its accuracy or completeness, any error in or omission from it or for any use made of it. Users of this data sheet should check for themselves the Information and the suitability of the products for their purpose and not make any assumptions based on information included or omitted. Liability for loss or damage resulting from any reliance on the Information or use of it (including liability resulting from negligence or where the Group was aware of the possibility of such loss or damage arising) is excluded. This will not operate to limit or restrict the Group's liability for death or personal injury resulting from its negligence. Multicomp is the registered trademark of the Group. © Premier Farnell plc 2012.

www.element14.com
www.farnell.com
www.newark.com

