



Features

- Planar die construction
- 350mW power dissipation
- Zener voltages from 3.3V
- Ideally suited for automated assembly processes
- Epoxy meets UL 94 V-0 flammability rating
- Moisture sensitivity level 1
- Weight : 0.008 grams (approx.)

Max. Ratings and Electrical Characteristics

Single phase, half wave, 60Hz, resistive or inductive load.
For capacitive load, derate current by 20%

Parameter	Symbol	Rating	Units
Maximum Forward Voltage @ $I_F = 10\text{mA}$	V_F	0.9	V
Power Dissipation (Note A)	$P_{(AV)}$	350	mW
Operation and Storage Temperature	T_J, T_{STG}	-55 to +150	°C
Peak Forward Surge Current (Note B)	I_{FSM}	2	A
Thermal Resistance (Note C)	R_{thJA}	357	°C/W

Notes: A. Mounted on 5mm² (0.013mm thick) land areas.
B. Measured on 8.3ms, single half sine-wave or equivalent square wave, duty cycle = 4 pulses per minute maximum.
C. Valid provided the terminals are kept at ambient temperature.

Electrical Characteristics ($T_A = 25^\circ\text{C}$ unless otherwise noted)

Part Number	Nominal Zener Voltage			Max. Zener Impedance				Max. Reverse Leakage Current		Marking
	$V_Z(V) @ I_{ZT}$			$Z_{ZT} @ I_{ZT}$		$Z_{ZK} @ I_{ZK}$		$I_R @ V_R$		
	Nom.	Min.	Max.	Ω	mA	Ω	mA	μA	V	
BZX84C3V3+	3.3	3.1	3.5	95	5	600	1	5	1	W4/Z14

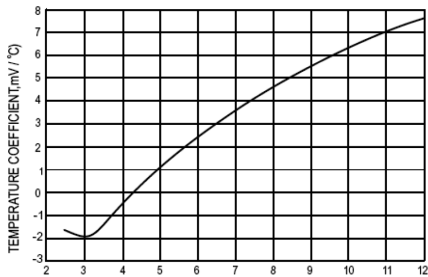
Notes:

1. Standard zener voltage tolerance is $\pm 5\%$ with a 'C' suffix.
2. Zener Voltage (V_Z) Measurement. Guarantees the zener voltage when measured at 90 seconds while maintaining the lead temperature (TL) AT 30°C from the diode body.
3. Zener Impedance (Z_Z) Derivation. The zener impedance is derived from the 60 cycle ac voltage, which results when an AC current having an rms value equal to 10% of the DC zener current (I_{ZT} or I_{ZK}) is superimposed on I_{ZT} or I_{ZK} .
4. Surge Current (I_R) Non-Repetitive. The rating listed in the electrical characteristics table is maximum peak, non-repetitive, reverse surge current of 1/2 square wave or equivalent sine wave pulse of 1/120 second duration superimposed on the test current, I_{ZT} , per JEDEC registration.

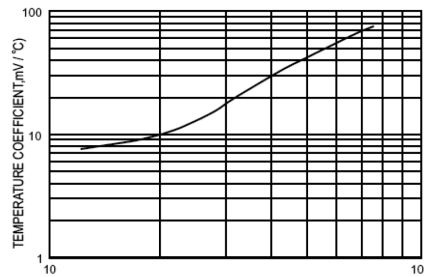
Silicon Zener Diode



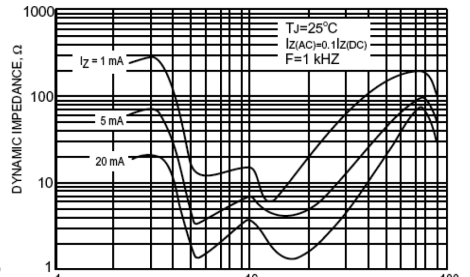
Rating and Characteristic Curves



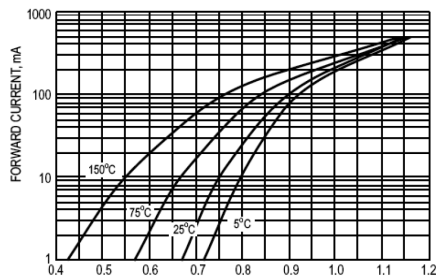
NOMINAL ZENER VOLTAGE, Volts
TYPICAL REVERSE CURRENT



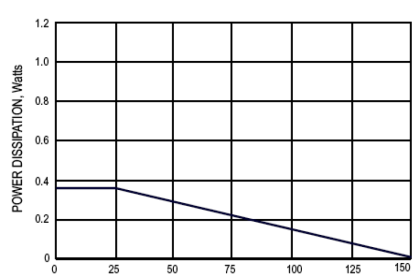
NOMINAL ZENER VOLTAGE, Volts
TEMPERATURE COEFFICIENTS



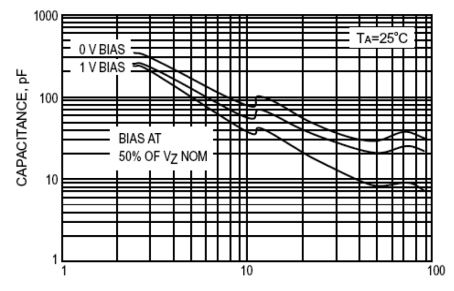
NORMAL ZENER VOLTAGE, Volts
EFFECT OF ZENER VOLTAGE ON ZENER IMPEDANCE




FORWARD VOLTAGE, Volts
TYPICAL FORWARD VOLTAGE




TEMPERATURE (°C)
STEADY STATE POWER DERATING



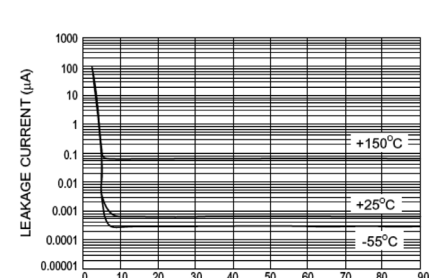
NOMINAL ZENER VOLTAGE, Volts
TYPICAL CAPACITANCE



ZENER VOLTAGE, Volts
ZENER VOLTAGE V.S. ZENER CURRENT



ZENER VOLTAGE, Volts
ZENER VOLTAGE V.S. ZENER CURRENT



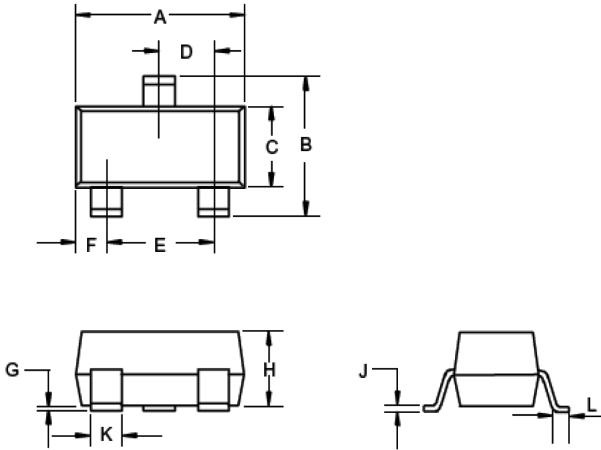
NOMINAL ZENER VOLTAGE, Volts
TYPICAL LEAKAGE CURRENT



Silicon Zener Diode



Dimension:



SOT-23		
Dim.	Min.	Max.
A	2.8	3.04
B	2.1	2.64
C	1.2	1.4
D	0.89	1.03
E	1.78	2.05
F	0.45	0.6
G	0.013	0.1
H	0.89	1.12
J	0.085	0.18
K	0.37	0.51
L	0.2	0.5

Dimensions : Millimetres

Part Number Table

Description	Part Number
Zener - Single 350mW 3.3V SOT-23	BZX84C3V3+

Important Notice : This data sheet and its contents (the "Information") belong to the members of the Premier Farnell group of companies (the "Group") or are licensed to it. No licence is granted for the use of it other than for information purposes in connection with the products to which it relates. No licence of any intellectual property rights is granted. The Information is subject to change without notice and replaces all data sheets previously supplied. The Information supplied is believed to be accurate but the Group assumes no responsibility for its accuracy or completeness, any error in or omission from it or for any use made of it. Users of this data sheet should check for themselves the Information and the suitability of the products for their purpose and not make any assumptions based on information included or omitted. Liability for loss or damage resulting from any reliance on the Information or use of it (including liability resulting from negligence or where the Group was aware of the possibility of such loss or damage arising) is excluded. This will not operate to limit or restrict the Group's liability for death or personal injury resulting from its negligence. Multicomp is the registered trademark of the Group. © Premier Farnell Limited 2016.

