


# Radial Leaded PTC Resettable Fuse



## Specifications:

Lead Material	: Tin plated copper
Soldering Characteristic	: MIL-DTD-202, Method 208E
Insulating Coating	: Flame retardant epoxy
Operating Current	: 100mA to 3.75A
Max. Voltage	: Up to 90V
Temperature Range	: -40°C to 85°C
Applications	: Telecom and wide variety of electronic equipment
Product features	: Low hold current, Solid state, Radial leaded product ideal for up to 90V
Agency Recognition	: UL File E345437

## Electrical Characteristics (23°C)

Part Number	Hold Current I <sub>H</sub> , A	Trip Current I <sub>T</sub> , A	Max. Time to Trip at 5 × I <sub>H</sub>	Max. Current I <sub>MAX</sub> , A	Rated Voltage V <sub>MAX</sub> , V DC	Typical Power Pd, W	Resistance	
							R <sub>MIN</sub> Ω	R <sub>1MAX</sub> Ω
MC36184	0.1	0.2	4	40	72/90	0.38	2.5	7.5
MC36185	0.15	0.35	10			0.7	2.4	7
MC36186	0.17	0.34	3			0.48	2	8
MC33171	0.2	0.4	2.2			0.41	1.83	4.4
MC33172	0.25	0.5	2.5			0.45	1.25	3
MC33173	0.3	0.6	3			0.49	0.88	2.1
MC36190	0.35	0.75	10			1.3	0.7	2.5
MC33174	0.4	0.8	3.8			0.56	0.55	1.29
MC33175	0.5	1	4			0.77	0.5	1.17
MC36193	0.55	1.2	10			1.5	0.4	1.5
MC33176	0.65	1.3	5.3			0.88	0.31	0.72
MC33177	0.75	1.5	6.3			0.92	0.25	0.6
MC33178	0.9	1.8	7.2			0.99	0.2	0.47
MC33179	1.1	2.2	8.2			1.5	0.15	0.38
MC33180	1.35	2.7	9.6			1.7	0.12	0.3
MC33181	1.6	3.2	11.4			1.9	0.09	0.22
MC33182	1.85	3.7	12.6			2.1	0.08	0.19
MC33183	2.5	5	15.6			2.5	0.05	0.13
MC33184	3	6	19.8			2.8	0.04	0.1
MC33185	3.75	7.5	24			3.2	0.03	0.08

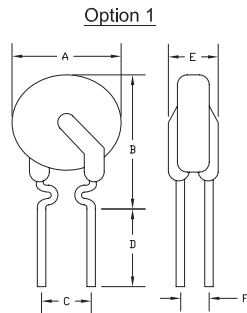
I<sub>H</sub> = Hold current-maximum current at which the device will not trip at 23°C still air  
 I<sub>T</sub> = Trip current-minimum current at which the device will always trip at 23°C still air  
 V<sub>MAX</sub> = Maximum voltage device can withstand without damage at its rated current  
 I<sub>MAX</sub> = Maximum fault current device can withstand without damage at rated voltage (V MAX)  
 Pd = Typical power dissipated from device when in tripped state in 23°C still air environment  
 R<sub>MIN</sub> = Minimum device resistance at 23°C  
 R<sub>1MAX</sub> = Maximum device resistance at 23°C, 1 hour after tripping



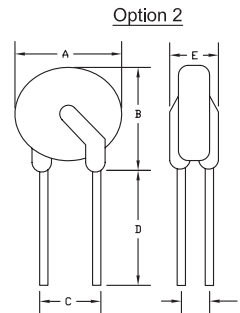
# Radial Leaded PTC Resettable Fuse



## Dimensions



Lead Size : 24AWG  
ø0.51mm Diameter

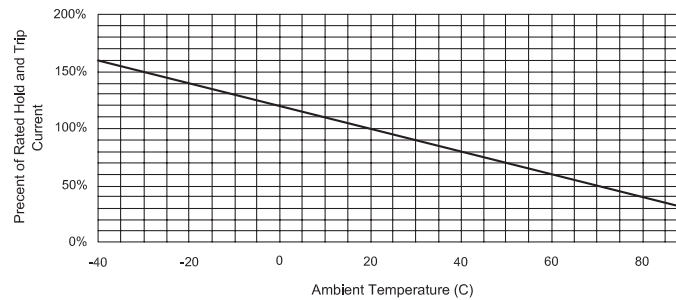


Lead Size : 20AWG  
ø0.81mm Diameter

Part Number	A Max.	B Max.	C Typical	D Min.	E Max.	F Typical	Drawing Option
MC36184	7.4	12.7	5.1	7.6	3.1	1.1	Option 1
MC36185							
MC36186							
MC33171							
MC33172							
MC33173							
MC36190							
MC33174	7.6	13.5	10.2	7.6	3.1	1.4	Option 2
MC33175	7.9	13.7					
MC36193	9.7	14					
MC33176	9.7	14.5					
MC33177	10.4	15.2					
MC33178	11.7	15.8					
MC33179	13	18					
MC33180	14.5	19.6					
MC33181	16.3	21.3					
MC33182	17.8	22.9					
MC33183	21.3	26.4	10.2	7.6	3.1	1.4	Option 2
MC33184	24.9	30					
MC33185	28.5	33.5					

Dimensions : Millimetres

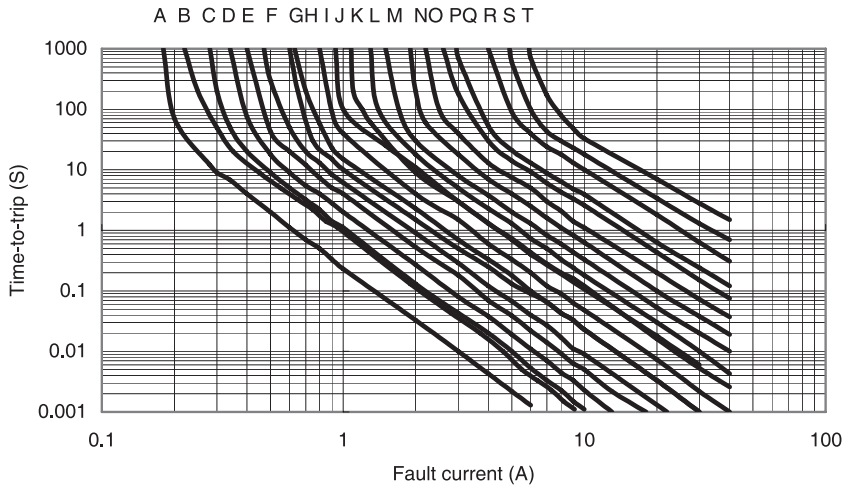
## Thermal Derating Curve



# Radial Leaded PTC Resettable Fuse



## Typical Time-To-Trip at 23°C



- A = MC36184
- B = MC36185
- C = MC36186
- D = MC33171
- E = MC33172
- F = MC33173
- G = MC36190
- H = MC33174
- I = MC33175
- J = MC36193
- K = MC33176
- L = MC33177
- M = MC33178
- N = MC33179
- O = MC33180
- P = MC33181
- Q = MC33182
- R = MC33183
- S = MC33184
- T = MC33185

### Part Number Table

Description	Part Number
100mA Radial Leaded PTC Resettable Fuse	MC36184
150mA Radial Leaded PTC Resettable Fuse	MC36185
170mA Radial Leaded PTC Resettable Fuse	MC36186
200mA Radial Leaded PTC Resettable Fuse	MC33171
250mA Radial Leaded PTC Resettable Fuse	MC33172
300mA Radial Leaded PTC Resettable Fuse	MC33173
350mA Radial Leaded PTC Resettable Fuse	MC36190
400mA Radial Leaded PTC Resettable Fuse	MC33174
500mA Radial Leaded PTC Resettable Fuse	MC33175
550mA Radial Leaded PTC Resettable Fuse	MC36193
650mA Radial Leaded PTC Resettable Fuse	MC33176
750mA Radial Leaded PTC Resettable Fuse	MC33177
900mA Radial Leaded PTC Resettable Fuse	MC33178
1.1A Radial Leaded PTC Resettable Fuse	MC33179
1.35A Radial Leaded PTC Resettable Fuse	MC33180
1.6A Radial Leaded PTC Resettable Fuse	MC33181
1.85A Radial Leaded PTC Resettable Fuse	MC33182
2.5A Radial Leaded PTC Resettable Fuse	MC33183
3A Radial Leaded PTC Resettable Fuse	MC33184
3.75A Radial Leaded PTC Resettable Fuse	MC33185

**Important Notice :** This data sheet and its contents (the "Information") belong to the members of the Premier Farnell group of companies (the "Group") or are licensed to it. No licence is granted for the use of it other than for information purposes in connection with the products to which it relates. No licence of any intellectual property rights is granted. The Information is subject to change without notice and replaces all data sheets previously supplied. The Information supplied is believed to be accurate but the Group assumes no responsibility for its accuracy or completeness, any error in or omission from it or for any use made of it. Users of this data sheet should check for themselves the Information and the suitability of the products for their purpose and not make any assumptions based on information included or omitted. Liability for loss or damage resulting from any reliance on the Information or use of it (including liability resulting from negligence or where the Group was aware of the possibility of such loss or damage arising) is excluded. This will not operate to limit or restrict the Group's liability for death or personal injury resulting from its negligence. Multicomp is the registered trademark of the Group. © Premier Farnell plc 2012.

