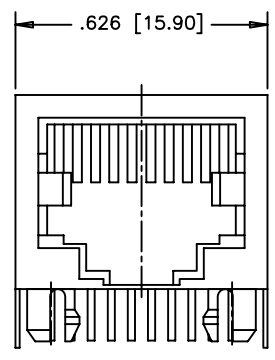
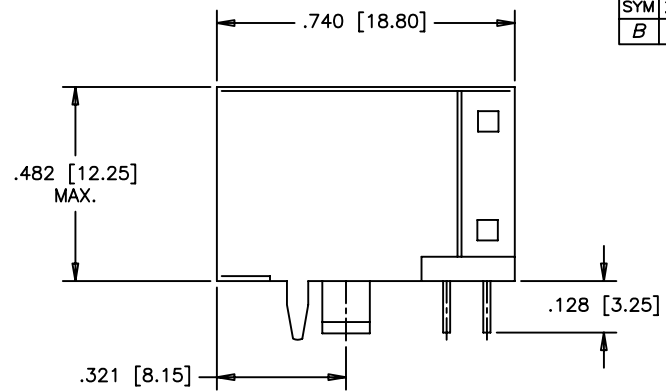


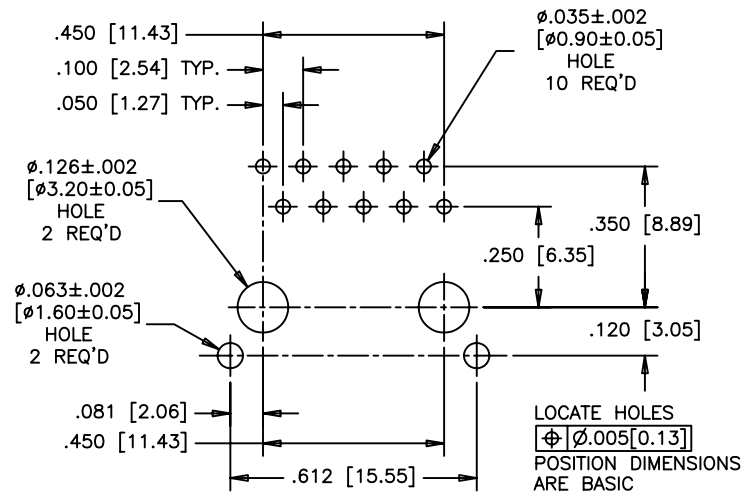
REVISIONS				
SYM	ZONE	DESCRIPTION	DATE	APPRD.
B		PROPOSAL	OCT09,06	LCHAN



FRONT VIEW



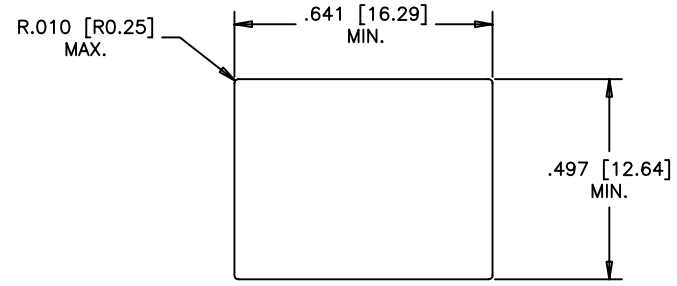
SIDE VIEW



RECOMMENDED P.C.B. LAYOUT
(COMPONENT SIDE OF BOARD)

NOTE:

HOUSING AND INSERT: ENGINEERING THERMOPLASTIC, FLAMMABILITY UL94V-0, COLOUR: BLACK
 CONTACTS: PHOSPHOR BRONZE. GOLD PLATING: REFER TO AMPHENOL PART NUMBER SYSTEM FOR PLATING OPTIONS.
 50 μ " [1.27 MICRONS] MIN. NICKEL UNDERPLATE
 100 μ " [2.54 MICRONS] MIN. MATTE TIN ON CONTACT TAILS.
 SHIELD: COPPER ALLOY PLATING: NICKEL OVER COPPER UNDERPLATED.
 RECOMMENDED SOLDERING TEMPERATURE: WAVE SOLDERING OR REFLOW SOLDERING AT 240°C MAX. FOR 5 SEC MAX.



RECOMMENDED PANEL CUTOUT

AMPHENOL PART NUMBER: RJE05-1AA-1X10

GOLD PLATING
 1 = 6 μ INCH
 2 = 15 μ INCH
 3 = 30 μ INCH
 4 = 50 μ INCH

THIS DOCUMENT CONTAINS PROPRIETARY INFORMATION AND SUCH INFORMATION MAY NOT BE DISCLOSED TO OTHERS FOR ANY PURPOSE OR USED FOR MANUFACTURING PURPOSES WITHOUT WRITTEN PERMISSION FROM AMPHENOL CANADA CORP.

MATERIAL -----	DRAWN Chigow Xu	DATE OCT09,06	Amphenol Canada Corp.		
	DESIGNED				
	CHECKED LCHAN	OCT09,06			
	I. E. APPRD.				
FINISH -----	Q. A. APPRD.		TITLE RJE05 SERIES MODULAR JACK, 10 POSITION, 10 CONTACTS, SHIELDED -RoHS COPLIANT		
	DWG. APPRD.				
	ENG. REL. NO.				
	REF.				
DIMENSIONS ARE IN INCHES [mm]		CODE ID. NO. 03554	DWG. C	DRAWING NO. P-RJE05-1AA-1X10	REV. B
		SCALE 4/1	WT. -----	SURF. -----	SHEET 1 OF 1