


USBR-B-S-F-O-TH



USB-B-S-S-B-SM



USB-B, USBR-B SERIES

# STANDARD & RUGGED USB 2.0

## SPECIFICATIONS

For complete specifications and recommended PCB layouts see [www.samtec.com?USB-B](http://www.samtec.com?USB-B) or [www.samtec.com?USBR-B](http://www.samtec.com?USBR-B)

**Insulator Material:**

High Temperature Thermoplastic

**Contact Material:**

Phosphor Bronze

**Plating:**

Gold on Contacts, Nickel on Shell, Tin on Tails

**Operating Temp Range:**

-50 °C to +85 °C

**Voltage Rating:**

30 VAC

**Cycles:**

1500 (maximum number of cycles tested)

**Packaging:**

Packaged and shipped in Bulk Packaging Trays; Trays suitable for automation are available upon request.

**RoHS Compliant:**

Yes

**Lead-Free Solderable:**

USB-SM=Yes

USB-TH= Yes

(Wave Solder only)

USBR=Yes (Wave Solder only)

**TID Number:**

USB-B-S-X-X-TH (61001155)

**RUGGEDIZED**  
BY SAMTEC

- High retention option

Minimum 15N withdrawal force

Increased retention option

Through-hole option

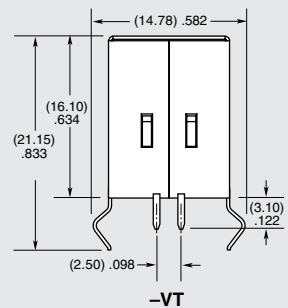
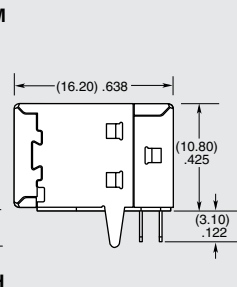
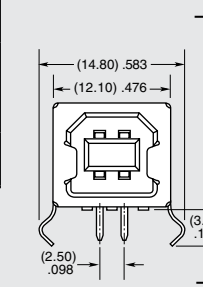
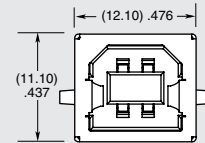
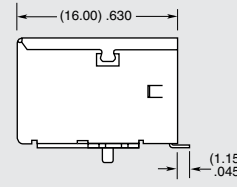
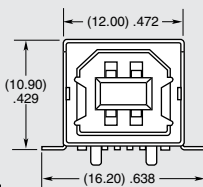
## RECOGNITIONS

For complete scope of recognitions see [www.samtec.com/quality](http://www.samtec.com/quality)



TYPE	B	S	PLATING	COLOR	TERMINATION	OTHER OPTION
<b>USB</b> = Standard Connector			<b>-F</b> = Gold Flash on Mating Area, Tin on Tails	<b>-B</b> = Black (USB only)	<b>-TH</b> = Through-hole	<b>-TR</b> = Tape and Reel Packaging (-SM only)
<b>USBR</b> = Increased Retention Connector (Complies with Class 1, DIV II minimum withdrawal requirement of 15N)			<b>-S</b> = 30 μ" (0.76 μm) Gold on Mating Area, Tin on Tails	<b>-W</b> = White (USB only)	<b>-SM</b> = Surface Mount (USB only)	
				<b>-O</b> = Orange (USBR only)	<b>-VT</b> = Vertical Top Entry	

MATING / UNMATING FORCE (100 CYCLES)		
SERIES	MATING	UNMATING
USB	5.3 (23.59 N)	6.1 (27.15 N)
USBR	11.8 (52.51 N)	11.5 (51.18 N)



Due to technical progress, all designs, specifications and components are subject to change without notice.